

VXC 3"

Sewage

VORTEX submersible pumps in cast iron, particularly robust and reliable, intended for continuous heavy duty use in fixed installations, in building services and industry. Recommended for sewage and waste water of all types with solid impurities.



RANGE OF PERFORMANCE

Capacity up to 317 gpm
Head up to 36 ft

LIMITS OF USE

Depth up to 30 ft
Liquid temperature up to 104°F
Solid Handling max up to 3"
For continuous duty: minimum immersion 16" from pump base

CONSTRUCTION AND SAFETY STANDARDS

EN 60 335-1 EN 60034-1
IEC 335-1 IEC 34-1
CEI 61-150 CEI 2-3



INSTALLATION AND USE

VXC SERIES PUMPS ARE MADE OF EXCEPTIONALLY ROBUST HEAVY-GAUGE CAST IRON, RESISTANT TO ABRASION AND LONG-LASTING, AND HAVE A VORTEX TYPE IMPELLER. THEY ARE SUITABLE FOR SEWAGE, WASTE WATER AND SLUDGE, INCLUDING WATER CONTAINING SOLIDS OR MUD. THEY ARE IDEAL FOR SEWAGE INSTALLATION, TUNNELS AND OTHER EXCAVATIONS, UNDERGROUND CAR PARKINGS AND SIMILAR APPLICATIONS.

GUARANTEE 2 YEAR subject to our general terms of sale.

CONSTRUCTION CHARACTERISTICS

- **PUMP BODY, MOTOR CASING:** cast iron.
- **IMPELLER:** cast iron.
- **BASE:** stainless steel AISI 304.
- **MOTOR SHAFT:** stainless steel EN 10088-3 - 1.4057.
- **DOUBLE SEAL:** mechanical seal silicon carbide - widia -NBR, with oil barrier chamber and inner lip seal to protect the seal in the event of dry running.
- **MOTOR:** submersible asynchronous, 2 pole, for continuous duty.
VXC: single-phase 230V - 60 Hz
Models up to 1.5 Hp have built in thermal protection. 2 Hp single-phase versions have a thermal protector provided in the winding for connection to the contactor in the control box.
VXC: three-phase 230V - 60 Hz.
-Thermal protectors are provided in the winding for connection to the external control panel
- **INSULATION:** class F. • **PROTECTION:** IP 68.

STANDARD FEATURES:

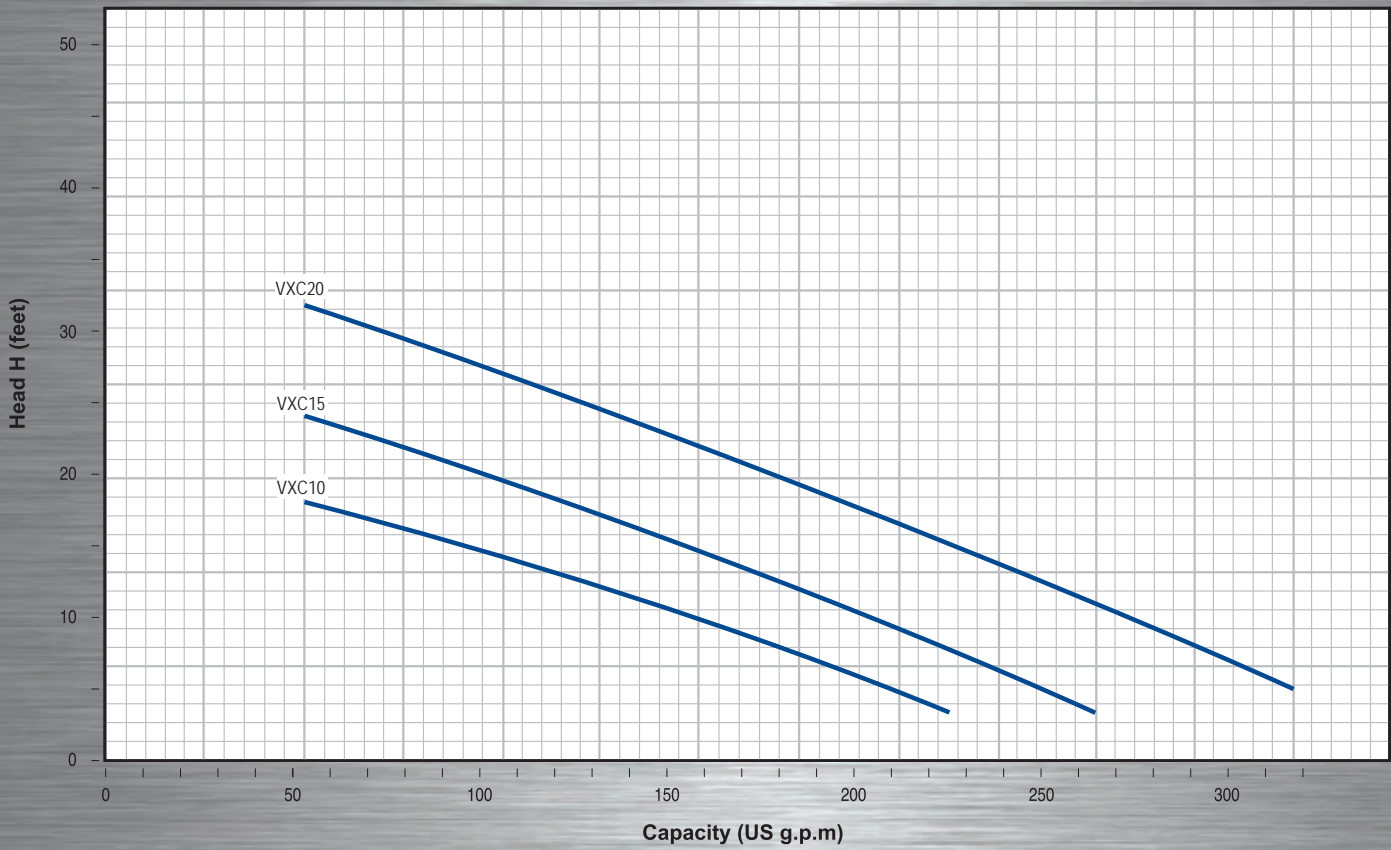
- VXC** (single-phase) Float switch.
30 ft "H07 RN-F" submersible power cord
1 Hp to 1.5 Hp models are supplied with control box with capacitor and manual reset motor protector.
- VXC** (three-phase) 30 ft "H07 RN-F" neoprene power cord

OPTIONS ON REQUEST

control box for three-phase pumps
dual voltage: 230/400 V - 60 Hz
other voltages or frequency 50 Hz

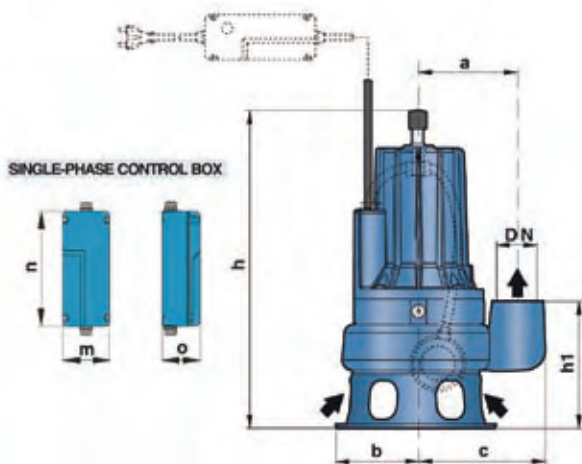


CURVES AND PERFORMANCE DATA

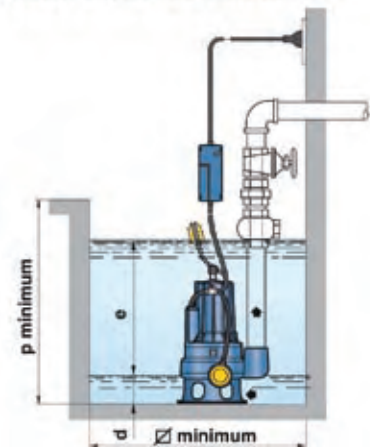


MODEL		HP	CAPACITY GPM	H Feet															
1 PH	3PH			0	26	52	79	92	105	132	158	185	211	224	238	264	291	317	
VXC 10	VXC 10	1		21	0	18	16	15	14	12	9	7	4	3					
VXC 15	VXC 15	1.5		27	0	24	21	20	19	17	14	11	9	7	6	3			
	VXC 20	2		36	0	31	29	28	26	24	21	19	16	15	13	10	8	4	

DIMENSIONS AND WEIGHTS



Typical single-phase installation



MODEL		DISCH DN	Passage of Solids bodies	DIMENSIONS INCHES													LBS	
1 PH	3PH			a	b	c	h	h1	m	n	o	d	e	p	∅ min	1~	3~	
VXC 10	VXC 10	3"	3"	7.1	5.9	9.4	20.8	9.0	3.1	7.8	3.3	3.3	Adjustable	31.4	31.4	85.9	80.8	
VXC 15	VXC 15						19.7/19.3									90.1	85.9	
	VXC 20																90.8	